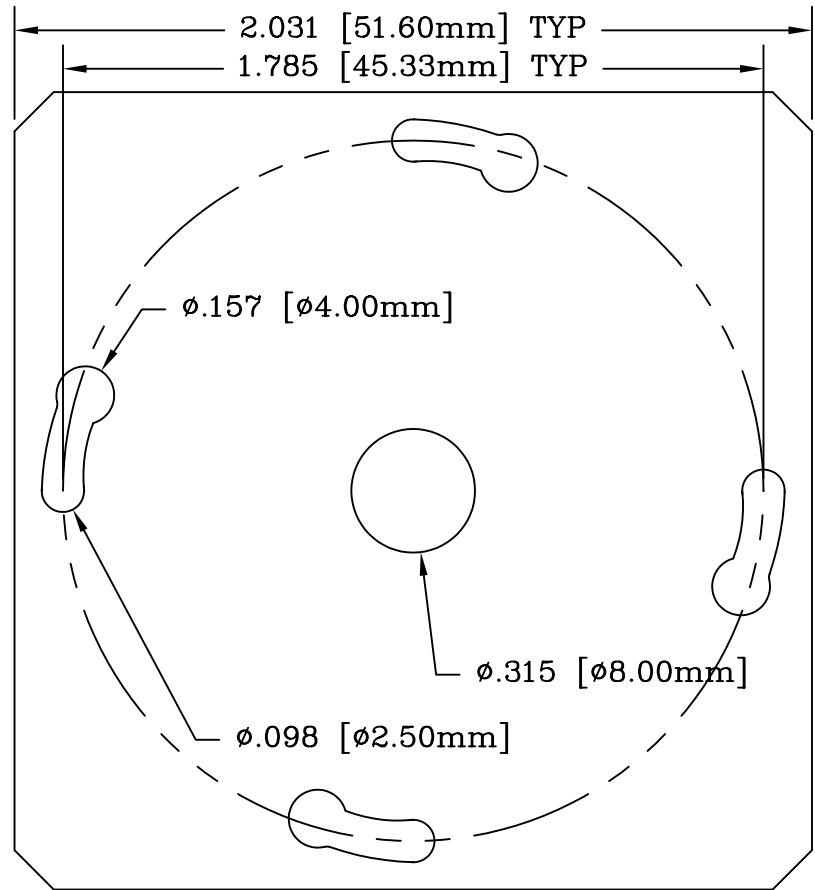
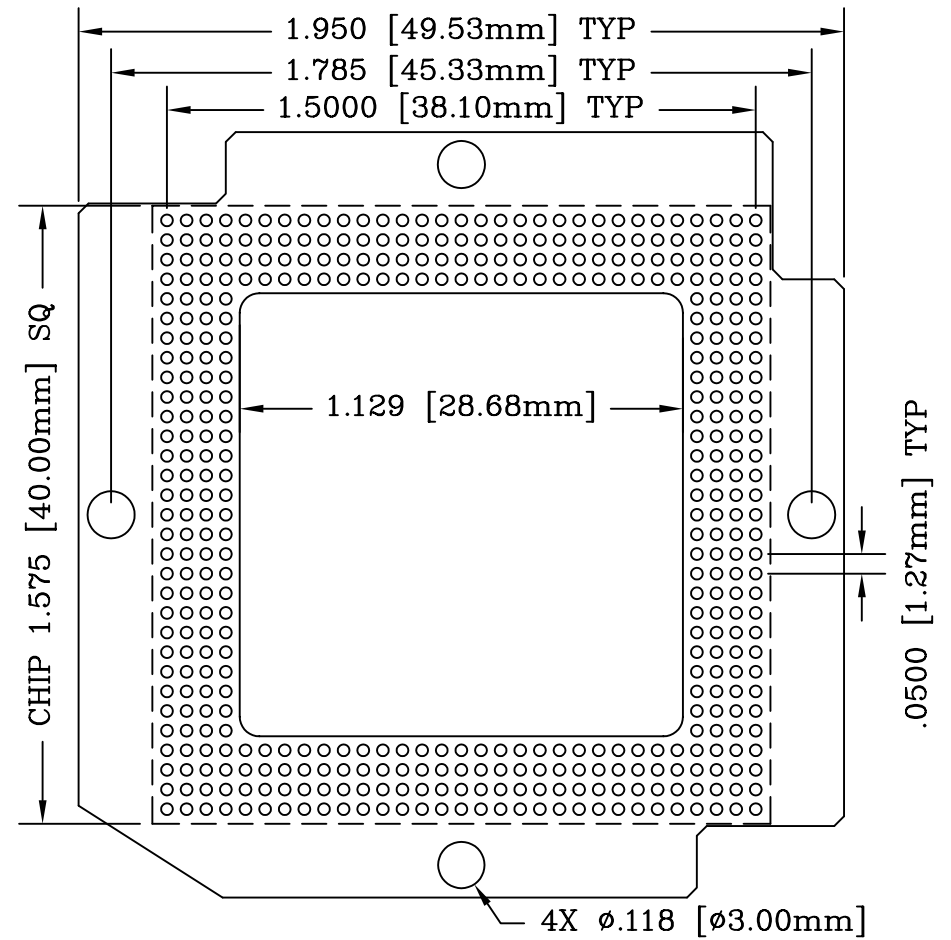


REV	DESCRIPTION	DATE	BY
A	NEW DRAWING	05/25/04	H.N.

SKT1778



Knob Lock



Socket

RECOMMENDED PAD LAYOUT


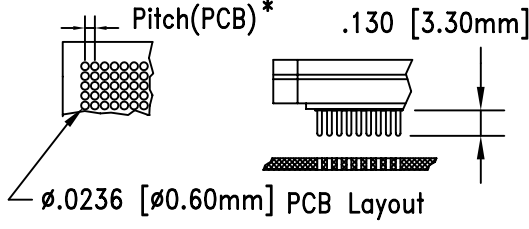
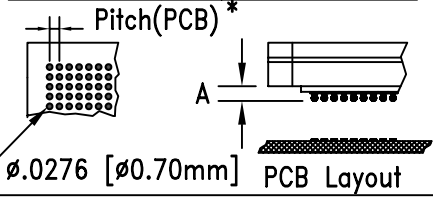
PACKAGE SPECIFICATIONS

SOLDERTAIL STYLE	
REGULAR SMT STYLE	RAISED SMT STYLE
XX = (-SM)	XX = (-RC)
YY = (-30)	YY = (-29)

SOLDERTAIL = THRU HOLE STYLE
XX = (-ET)
YY = (-70)

PIN COUNT	= 432
LEAD PITCH	= 1.27mm
GRID SIZE	= 31X31
PACKAGE SIZE	= 40.00mm

ALL DIMENSIONS ARE IN INCHES UNLESS OTHERWISE SPECIFIED



Emulation Technology, Inc.
 — VLSI and SMT ADAPTERS and ACCESSORIES —
 2344 Walsh Avenue, Bldg.F Santa Clara, Ca 95051
 TEL:(408)982-0660 FAX:(408)982-0664

30= standard SMD ("A" = .047 [1.20mm])
29= raised SMD ("A" = .197 [5.00mm])
BALL DIAMETER FOR:
-29(RC) = .026 [0.66mm]
-30(SM) = .026 [0.66mm]

PIN DIAMETER FOR:
-70(ET) = .0177 [0.45mm]

SHEET: 1 OF 1	DATE: 05/25/04	REVISION: A	ASSEMBLY DRAWING
---------------	----------------	-------------	-------------------------

CHECKED: Perry Munroe	DRAWN: Huy Nguyen	ITEM: S-BGK-31-432-XX
-----------------------	-------------------	-----------------------

* All Dimensions Are Nominal For A .050 [1.27mm] Pitch BGA Package

Scale 2:1	DO NOT SCALE DRAWING	DESCRIPTION: BPK-432-2BG031-YY
-----------	----------------------	--------------------------------