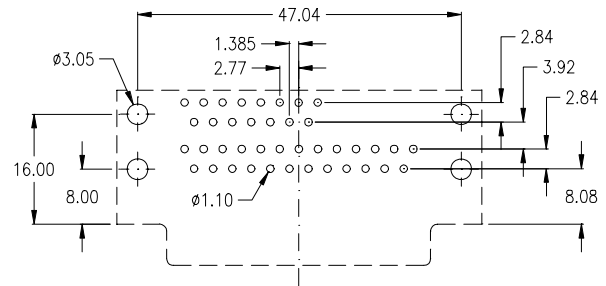
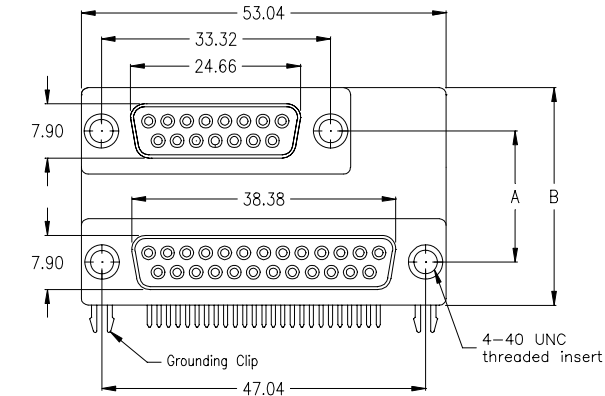
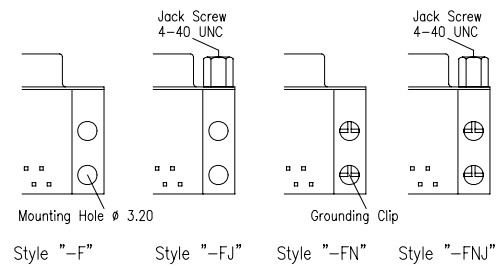
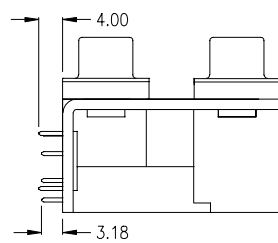
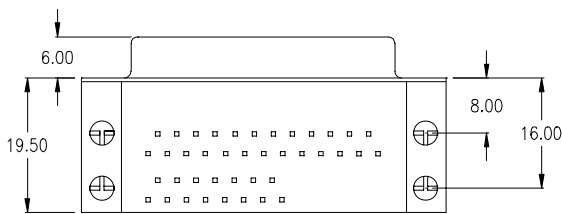


**15-pin female left side / 25-pin female**



PCB hole layout



without grounding clips  
just 4 mounting holes

without grounding clips,  
just 4 mounting holes;  
4 jack screws 4-40 UNC  
mounted

with 4 grounding clips  
( as above drawing )

with 4 grounding clips;  
4 jack screws 4-40 UNC  
mounted

Distance Dimensions

SDD-L1525-2-95-F

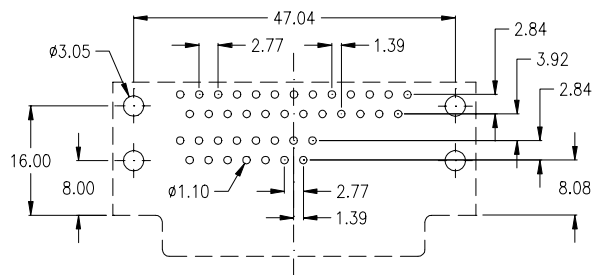
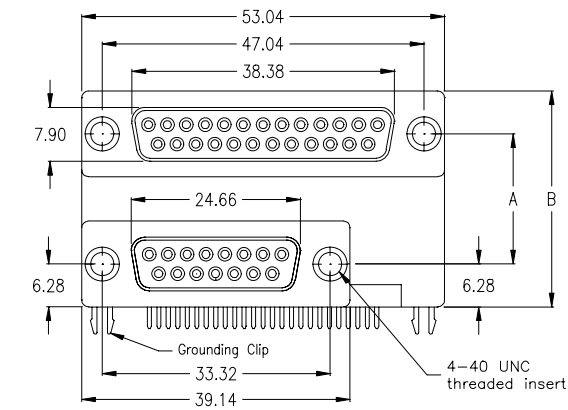
SDD-L1525-2-95-FJ

SDD-L1525-2-95-FN

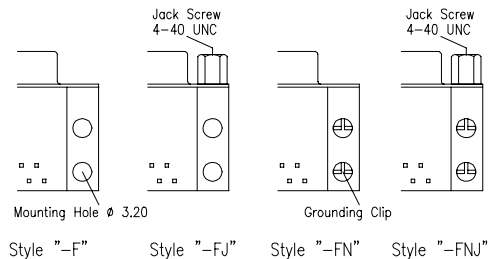
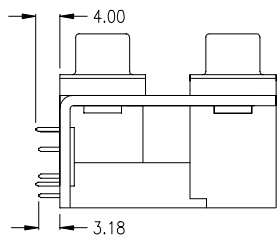
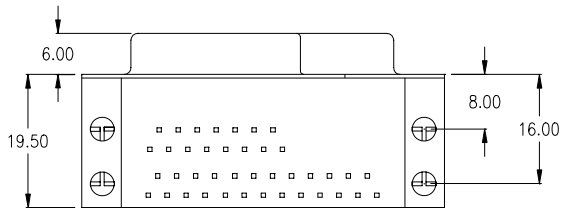
SDD-L1525-2-95-FNJ

„A“ = 19.05 „B“ = 31.60

**25-pin female / 15-pin female left side**



PCB hole layout



without grounding clips  
just 4 mounting holes

without grounding clips,  
just 4 mounting holes;  
4 jack screws 4-40 UNC  
mounted

with 4 grounding clips  
( as above drawing )

with 4 grounding clips;  
4 jack screws 4-40 UNC  
mounted

Distance Dimensions

SDD-25L15-2-95-F

SDD-25L15-2-95-FJ

SDD-25L15-2-95-FN

SDD-25L15-2-95-FNJ

„A“ = 19.05 „B“ = 31.60